

Lamb to the Slaughter

By Roald Dahl

A Character Study: Mary Maloney

500

Mary is...	Evidence...
Example: ↓ <i>Patient</i>	Example: ↓ <i>Mary is waiting patiently for her husband to come home from work. (p.22)</i>

Power Write #1

What is your first impression of Mary Maloney?

What kind of person is she and what makes you think that?


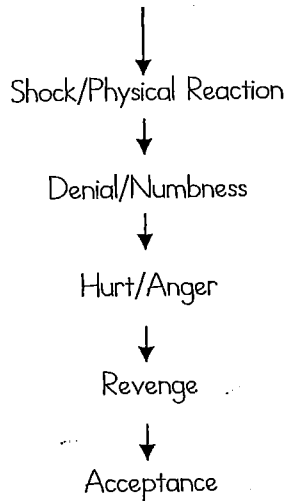
What hints do we have that something's not right?

Power Write #2

What do you think Mr. Maloney is about to tell his wife?
Why do you think that?



Human Response to Trauma



BAD NEWS


What is Mary's initial response to this news?



Physically...

A large, empty rectangular box with a thin black border. At the top center of the box, there is a large, downward-pointing arrow. The text "Physically..." is written in the upper left corner of the box.

Emotionally...

A large, empty rectangular box with a thin black border. At the top center of the box, there is a large, downward-pointing arrow. The text "Emotionally..." is written in the upper left corner of the box.

What do you think about Mary's response to this news?
Is it a normal response to human trauma?

A series of approximately 15 horizontal lines spaced evenly down the page, intended for the student to write their response to the questions above.

The police arrive...how is Mary's reaction?



Helpful...

Manipulative...

"And in the other room, Mary Maloney began to giggle."

Why do you think she giggled?



Discuss the irony in this story!